



FASTAFLOW APARTMENT CONTROL KITS



WHY CHOOSE FASTAFLOW?

So you can go home earlier...

- Simple and easy to assemble, complete with everything but the pex!
- Reduces rough-in and fit-off time

... with more in your pocket...

- Save labour install time and cost – the box fits within 64mm walls
- Space saving design to maximise cupboard space





... and less on your mind!

- Has WaterMark approval
- Impress your client with a clean and professional fit off

BEST QUALITY SOLUTION

#MAKEITHAPPEN

DIMENSIONS


BOX - FRONT VIEW	SIDE VIEW	SURROUND	ACCESS PANEL
			

PRODUCTS

43FF1	43FF2	43FF3	43FF4
	 <small>*Shown with surround</small>		
Includes: <ul style="list-style-type: none"> ▪ 15 and 20mm isolation valves ▪ 15mm tempering valve ▪ 15 and 20mm loose nut tee's ▪ 15mm elbow and 20 x 20 x 15mm tee ▪ Tri-tec valves (optional) ▪ Surround (optional) 	Includes: <ul style="list-style-type: none"> ▪ 15 and 20mm isolation valves ▪ 15mm tempering valve ▪ 15 and 20mm loose nut tee's ▪ 15mm elbow and 20 x 20 x 15mm tee ▪ Tri-tec valves (optional) ▪ Surround (optional) 	Includes: <ul style="list-style-type: none"> ▪ 15 and 20mm isolation valves ▪ 15mm tempering valve ▪ 15mm elbow and 20 x 20 x 15mm tee ▪ Access panel 	Includes: <ul style="list-style-type: none"> ▪ 15 and 20mm isolation valves ▪ 15mm tempering valve ▪ 15 and 20mm loose nut tee's ▪ 15mm elbow and 20 x 20 x 15mm tee ▪ Access Panel
Application: <ul style="list-style-type: none"> ▪ Provides tempered water to all outlets ▪ Designed for installation under kitchens and laundries 	Application: <ul style="list-style-type: none"> ▪ Includes hot bypass to provide hot water to the kitchen and laundry ▪ Designed for installation under kitchens and laundries 	Application: <ul style="list-style-type: none"> ▪ Provides tempered water to all outlets ▪ Designed for installation within wall cavities with access panel 	Application: <ul style="list-style-type: none"> ▪ Includes hot bypass to provide hot water to the kitchen and laundry ▪ Designed for installation within wall cavities with access panel

Drillfast reserves the right to change any product specifications or information contained in this publication at any time and without notice.

EQUIPPED WITH THE RBM TEMPERING VALVE



TECHNICAL SPECIFICATION

Fluid	Water
Maximum static pressure	1,400 kPa
Maximum dynamic pressure	500 kPa
Maximum inlet temperature	85 °C
Controlled temperature range	30 - 50 °C
Accuracy	±2 °C
Maximum inlet pressure ratio	2:1
Minimum flow rate	4 lpm
Connection	15mm & 20mm sizes available

ABOUT THE RBM THERMOSTATIC TEMPERING VALVE

Manufactured in Italy since 1953 from four Italian factories, RBM represents the highest level of quality in the plumbing and heating markets. The RBM T08 Tempering Valve is designed to provide comfort and safety via maintaining the water supply at a fixed and controlled temperature even if the inlet conditions vary. In doing so the T08 Tempering Valve assists in preventing the development of Legionella Bacteria. Available in both 15 and 20mm sizes and fully Watermark approved for use in drinking water applications. The T08 Tempering Valve is also supplied with compression fittings and can be installed either vertically or horizontally making installation quick and easy on site.